



Dangerous Decibels: Coloring Sheets

In this activity students familiarize themselves with the idea that loud sound can be too loud.

There is more information in the sound and music lesson about how loud sounds can be dangerous, as well as more lessons from dangerous decibels.

Science Topics	Process Skills	Grade Level
Sound Protect Your Hearing		K-2

Time Required			
Advanced Preparation	Set-Up	Activity	Clean-Up
Gather materials	15-20 minutes	25 minutes	10-15 minutes

Learning Goals

Students will be reminded how to protect their ears from loud sounds.

Materials

- Coloring Sheets (Pages 3-6)
- Coloring Materials

Advanced Preparations

- Make copies of the sheets for each student.

Set Up

- Hand out a copy of each coloring sheet to the students, and have them get out their coloring tools.

Please forward any questions or comments to:
Wendy Adams
Education Coordinator
Acoustical Society of America
Wendy.Adams@colorado.edu

Introducing the Activity

Explain that students will be coloring sheets about dangerous decibels, and introduce the idea of some sounds being too loud.

Doing the Activity

Students color in their worksheets.

Explanation

In-depth background information for teachers and interested students

Key Terms:

- Walk Away
- Protect Your Ears
- Turn it down


Optional Extensions /Modifications

Optional Extensions:

- See the [Explore Sound](#) website for additional Dangerous Decibel lessons

DANGEROUS DECIBELS®

www.dangerousdecibels.org

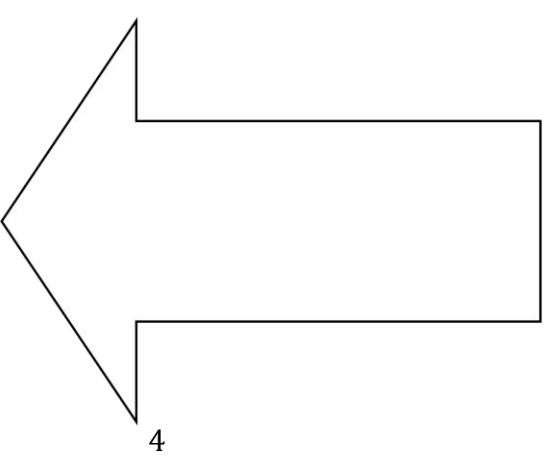
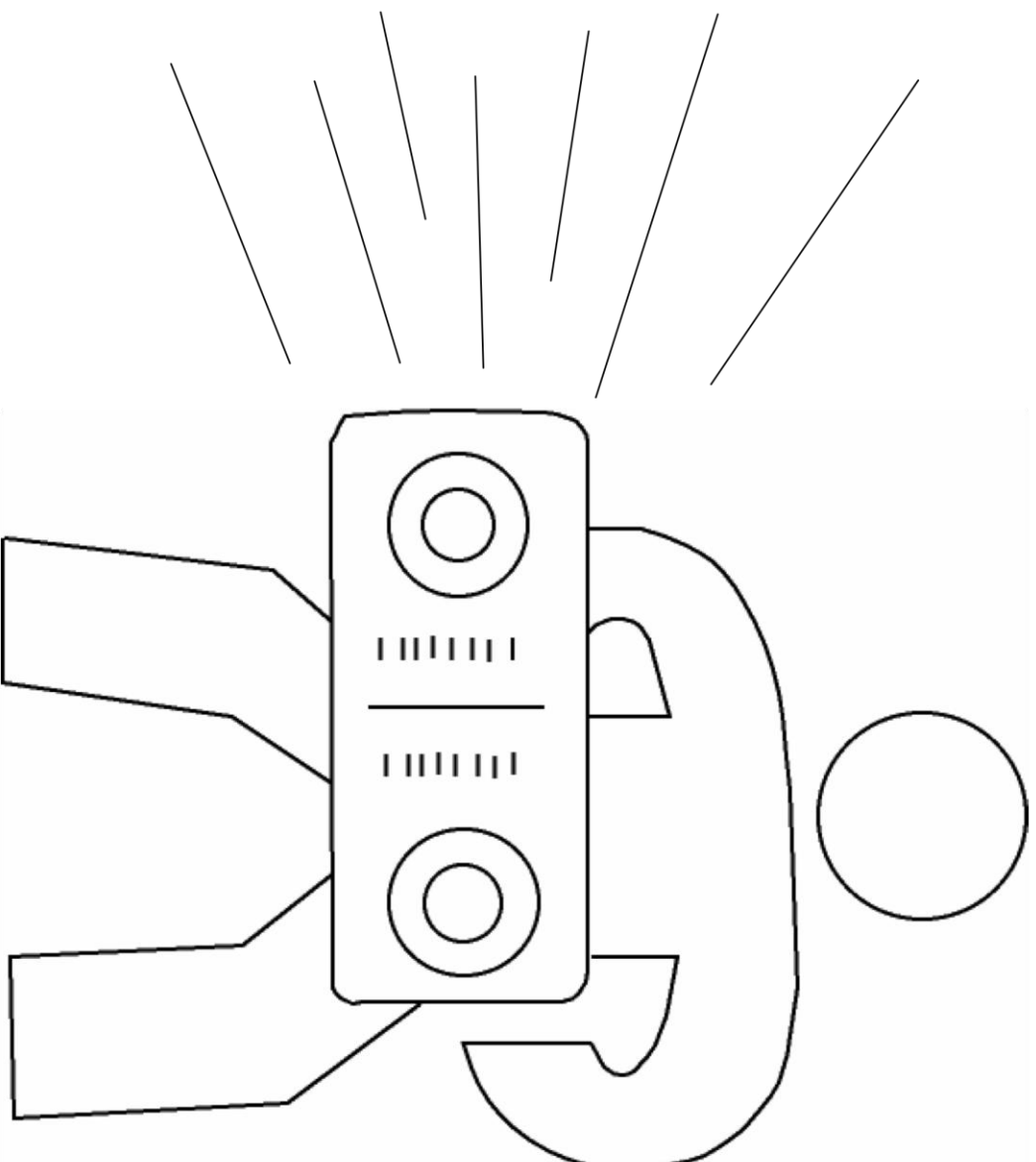


Protect Your Ears

from loud sounds – use your hands,
ear plugs, or special ear muffs.

DANGEROUS DECIBELS®

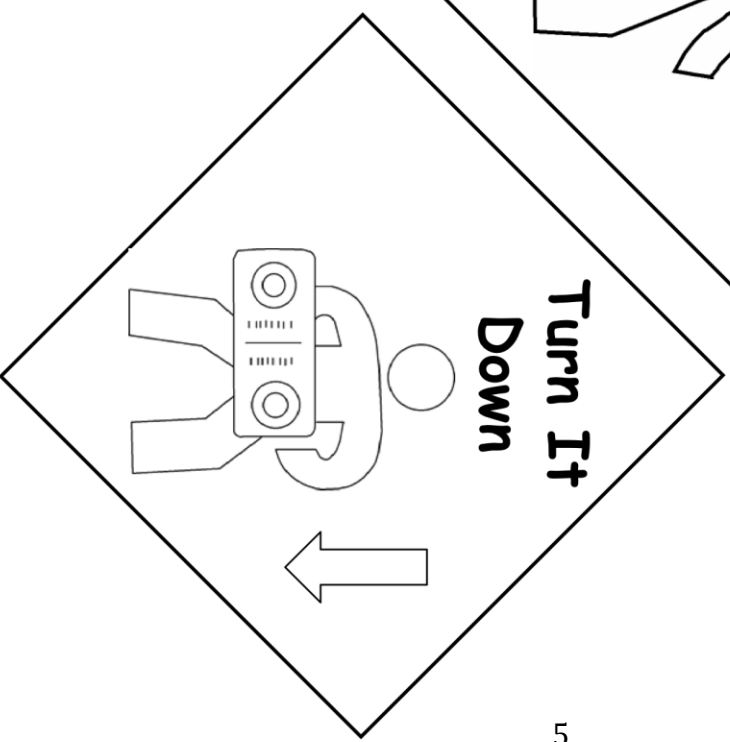

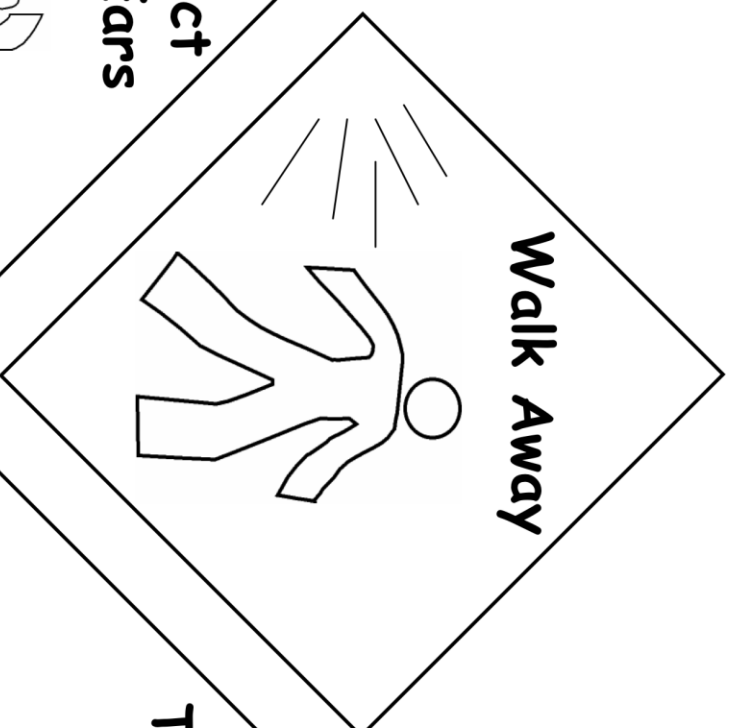
www.dangerousdecibels.org



Turn It Down


DANGEROUS DECIBELS®

www.dangerousdecibels.org



DANGEROUS DECIBELS®

www.dangerousdecibels.org



Walk Away
from loud sounds